




hand and foot print

Use this sheet to keep a record of your baby's hand or foot print.

- To make an outline, carefully draw around your baby's hand or foot.
- To make a print, you will need to use a non-toxic washable paint. Firstly cover your baby's foot or the palm of their hand in the paint, wiping off any surplus. Then gently press the hand or foot on the paper in position.

It is important that once completed, you must thoroughly wash the hands and feet removing all the paint. Always keep your baby's hands away from their face whilst paint is still on the skin.



hand and foot print

Use this sheet to keep a record of your baby's hand or foot print.

- To make an outline, carefully draw around your baby's hand or foot.
- To make a print, you will need to use a non-toxic washable paint. Firstly cover your baby's foot or the palm of their hand in the paint, wiping off any surplus. Then gently press the hand or foot on the paper in position.

It is important that once completed, you must thoroughly wash the hands and feet removing all the paint. Always keep your baby's hands away from their face whilst paint is still on the skin.

